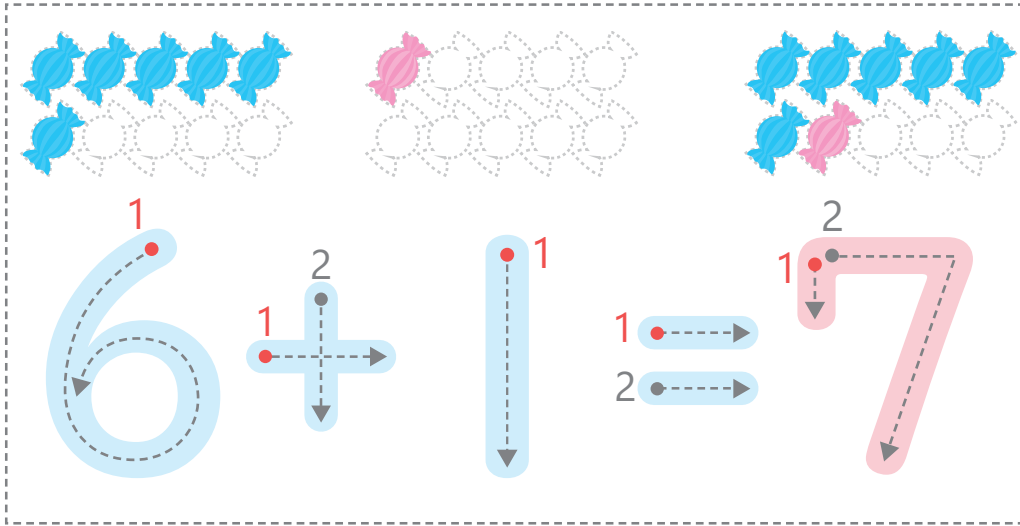
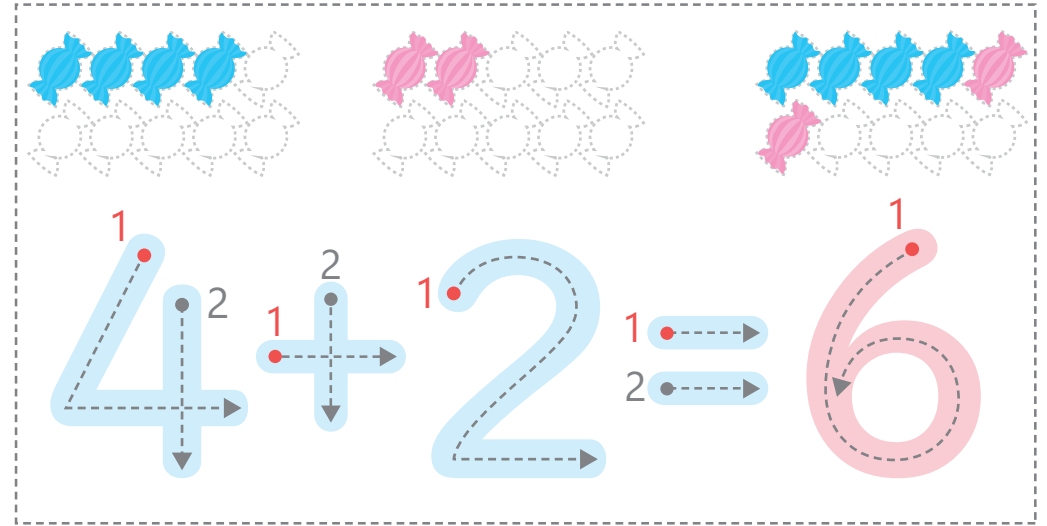


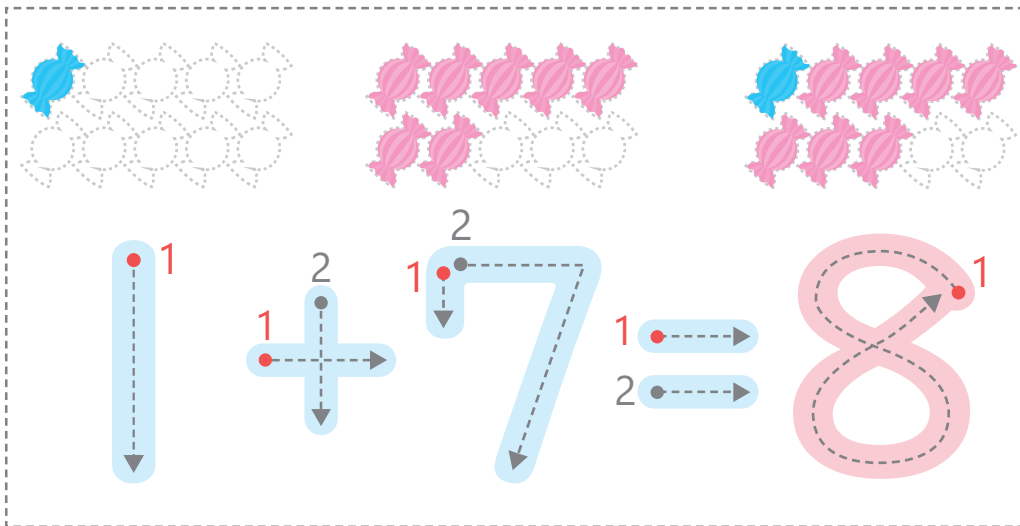
たしざんを なぞって こたえをかきましょう。アメにもいろをぬりましょう。



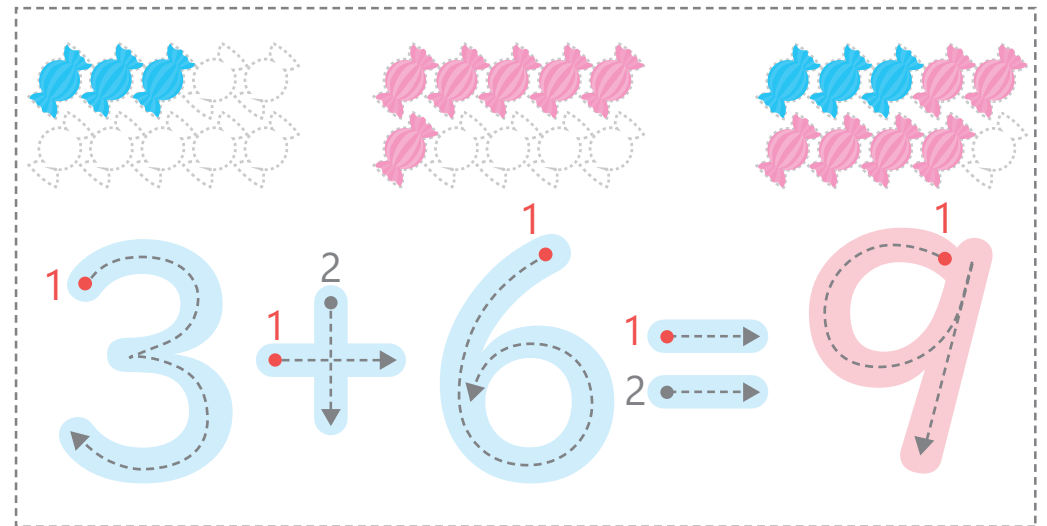
Activity 1: Candy grid and number 6. The grid shows a 2x10 array of circles. The top row has 5 blue candies, and the bottom row has 1 blue candy followed by 9 empty circles. Below the grid, the number 6 is formed by a blue dashed line with stroke order arrows: 1 (curved top) and 2 (vertical line). To the right, the number 7 is formed by a red dashed line with stroke order arrows: 1 (horizontal top) and 2 (vertical line).



Activity 2: Candy grid and number 4. The grid shows a 2x10 array of circles. The top row has 5 blue candies, and the bottom row has 2 pink candies followed by 8 empty circles. Below the grid, the number 4 is formed by a blue dashed line with stroke order arrows: 1 (diagonal down) and 2 (vertical line). To the right, the number 2 is formed by a blue dashed line with stroke order arrows: 1 (curved top) and 2 (horizontal line). Further right, the number 6 is formed by a red dashed line with stroke order arrows: 1 (curved top) and 2 (horizontal line).



Activity 3: Candy grid and number 1. The grid shows a 2x10 array of circles. The top row has 1 blue candy followed by 9 empty circles, and the bottom row has 2 pink candies followed by 8 empty circles. Below the grid, the number 1 is formed by a blue dashed line with stroke order arrows: 1 (vertical line). To the right, the number 7 is formed by a blue dashed line with stroke order arrows: 1 (horizontal top) and 2 (vertical line). Further right, the number 8 is formed by a red dashed line with stroke order arrows: 1 (top curve) and 2 (bottom curve).



Activity 4: Candy grid and number 3. The grid shows a 2x10 array of circles. The top row has 3 blue candies followed by 7 empty circles, and the bottom row has 2 pink candies followed by 8 empty circles. Below the grid, the number 3 is formed by a blue dashed line with stroke order arrows: 1 (curved top) and 2 (horizontal line). To the right, the number 6 is formed by a blue dashed line with stroke order arrows: 1 (curved top) and 2 (horizontal line). Further right, the number 9 is formed by a red dashed line with stroke order arrows: 1 (curved top) and 2 (vertical line).